



# A Purr-fect Holiday Season

by Louise Kay Designs












Quilt size: 68" x 75" (1.73m x 1.90m)

Skill Level: Advanced Beginner

**A Cat Christmas Quilt**  
Designed by The Whimsical Workshop  
[www.blankquilting.net](http://www.blankquilting.net)

## A Cat Christmas Quilt Ordering Guide

SKU	Yards	Meters	6 Kits	12 Kits
 4062-48	5/8 yds	0.57m	1 bolt	1 bolt
 4063-44	2 yds	1.83m	1 bolt	2 bolts
 4064-48	7/8 yds	0.80m	1 bolt	1 bolt
 4065-98	2 yds	1.83m	1 bolt	2 bolts
 4066-09	5/8 yds	0.57m	1 bolt	1 bolt
 4067-66*	1 1/8 yds	1.03m	1 bolt	1 bolt
 4067-88	5/8 yds	0.57m	1 bolt	1 bolt
 4067-99	2/3 yds	0.61m	1 bolt	1 bolt
 4068P-48	2/3 yds	0.61m	1 bolt	1 bolt
<b>Backing Fabric Option</b>				
4061-88	4 1/4 yds	3.89m	2 bolts	4 bolts
<p>* Indicates binding fabric.            FQ = 18" x 22" (0.45m x 0.55m)            All fabric quantities are based on 15yd bolts unless otherwise indicated.</p>				



4062-48  
Ornament Toss  
Sand



4063-44  
Snowflake Toss  
Sand




4064-48  
Cat Patch Work  
Multi



4065-98  
Cat Crowd  
Multi



4066-09  
Holly and Berry  
White



4067-66  
Knit  
Green



4067-88  
Knit  
Red



4067-99  
Knit  
Gray



4068P-48  
Block Panel  
Sand