



Metro Mirage

by Ray Heere







Quilt size: 48" x 54" (1.22m x 1.37m)

Skill Level:

Panel Pop Quilt
Designed by Swirly Girls Design
www.swirlygirlsdesign.com

Panel Pop Quilt Ordering Guide

SKU	Yards	Meters	6 Kits	12 Kits
 4148-99	5/8 yds	0.57m	1 bolt	1 bolt
 4152-70	3/4 yds	0.69m	1 bolt	1 bolt
 4155P-99 (10yd bolt)	1 yd	0.91m	1 bolt	2 bolts
 4509-602*	1 1/8 yds	1.03m	1 bolt	1 bolt

Backing Fabric Option

4149-44	3 1/2 yds	3.20	2 bolts	3 bolts
---------	-----------	------	---------	---------

* Indicates binding fabric.

FQ = 18" x 22" (0.45m x 0.55m)


All fabric quantities are based on 15yd bolts unless otherwise indicated.



4148-99
Dots
Black



4152-70
Crackle Glass
Lt. Blue



4509-602*
Melange
Dark Blue



4155P-99
City Skyline Panel
Black

Fabric requirements for Melange 4509-602 include coping strips required to bring panel up to size.